



ABBOTT

RENTAL & PARTY STORE



502 Union Street, Littleton, NH 03561 603-444-6557

DUNK TANK RULES

1. **NEVER** operate Dunk Tank around electricity.
2. **ADULTS ONLY** to operate and supervise Dunk Tank.
3. Water level in tank should be kept at least 6" from top of tank.
4. Participants must be at least 5' tall.
5. Only one person allowed on seat or in the tank.
6. Check that seat is secured prior to placing full weight on seat.
7. When tank is not in operation or unattended, always drain the water.
8. **NEVER** stand on the seat.
9. Caution should be taken that participant sit up straight; keep hands on lap; keep legs together.
10. **NEVER** allow participant to hold on to bars or stick feet through bars.
11. Operator only permitted behind tank or target area.
12. Persons who have used drugs or alcohol are **NOT** permitted in tank.
13. Maximum weight limit is 250 pounds.




1. Move to set up location



2. Remove tarp frame arm and turn upside down and re-insert in hole so that arm faces away from frame



3. Pull up on target and pull out and place pin in outside hole




4. Unhook front right pins in frame




5. Pull out front piece of frame.






6. Pull out remaining piece of frame and secure pins.





7. Lift front piece of frame to upright position, and secure side piece to it with pins




8. Attach tarp to frame arm, and then attach target to arm.





9. Remove stairs, and insert water bag.



10. Once water bag is in place, insert stairs so that they are over the bag on the inside.

